




Connectors > PCB Connectors > Wire-to-Board Connectors > Wire-to-Board Connector Assemblies & Housings



Connector Product Type: **Housing**

Connector & Housing Type: **Receptacle**

Connector System: **Wire-to-Board**

Number of Positions: **9**

Centerline (Pitch): **2.54 mm [.1 in]**

## Features

### Product Type Features

Connector Product Type	Housing
Connector & Housing Type	Receptacle
Connector System	Wire-to-Board
Connector & Contact Terminates To	Wire & Cable

### Configuration Features

Number of Positions	9
Number of Rows	1

### Electrical Characteristics

Termination Resistance	12 mΩ
Insulation Resistance	5000 MΩ
Dielectric Withstanding Voltage (Max)	750 V
Operating Voltage	250 VAC

### Contact Features

Contact Layout	Inline
Contact Type	Socket
Contact Base Material	Beryllium Copper
Contact Current Rating (Max)	3 A

### Termination Features



Termination Method to Wire & Cable	Crimp
------------------------------------	-------

### Mechanical Attachment

Strain Relief	Without
---------------	---------

Mating Retention	Without
------------------	---------

### Housing Features

Housing Entry Configuration	Both Ends Closed
-----------------------------	------------------

Housing Material	Thermoplastic
------------------	---------------

Centerline (Pitch)	2.54 mm [.1 in]
--------------------	-----------------

Housing Color	Black
---------------	-------

### Dimensions

Connector Length	22.99 mm [.91 in]
------------------	-------------------

Connector Height	3.55 mm [.14 in]
------------------	------------------

### Usage Conditions

Operating Temperature Range	-65 – 105 °C [-85 – 221 °F]
-----------------------------	-----------------------------

### Operation/Application

Circuit Application	Signal
---------------------	--------

### Industry Standards

Glow Wire Rating	Standard Part - Not Glow Wire
------------------	-------------------------------

Approved Standards	CSA LR7189, UL E28476
--------------------	-----------------------

UL Flammability Rating	UL 94V-0
------------------------	----------

### Packaging Features

Packaging Quantity	250
--------------------	-----

Packaging Method	Bag
------------------	-----

### Other

Comment	Cavity identification, AMP, part number and date code stamped on housing where size permits., Contact Extraction/Lance Reset Tool No. 843996-3., Strain reliefs are available and may be purchased separately.
---------	--

### Product Compliance

[For compliance documentation, visit the product page on TE.com>](#)

EU RoHS Directive 2011/65/EU	Compliant
------------------------------	-----------



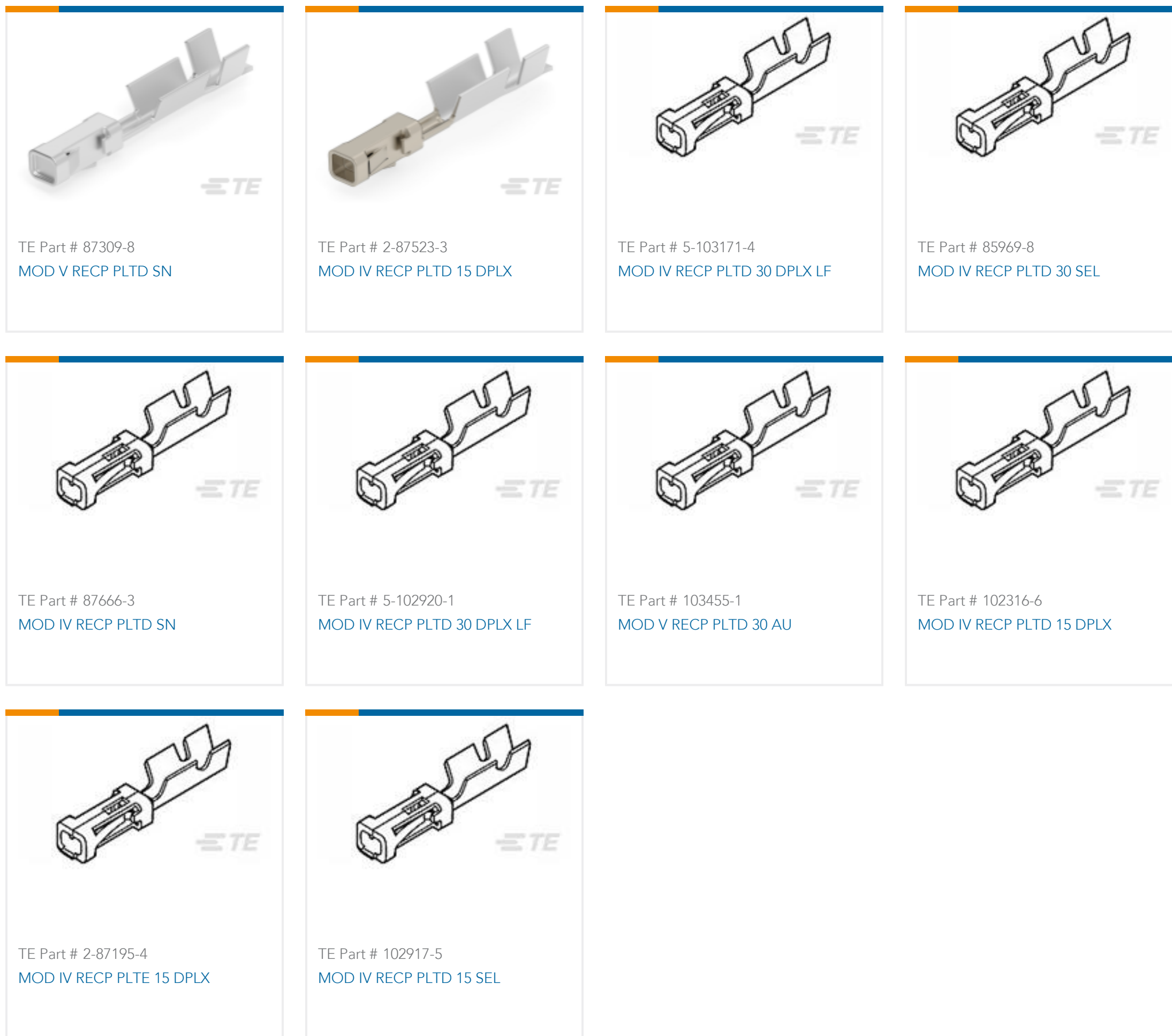
EU ELV Directive 2000/53/EC	Compliant
China RoHS 2 Directive MIIT Order No 32, 2016	No Restricted Materials Above Threshold
EU REACH Regulation (EC) No. 1907/2006	Current ECHA Candidate List: JUNE 2022 (224) Candidate List Declared Against: JAN 2021 (211) Does not contain REACH SVHC
Halogen Content	BFR/CFR/PVC Free, but Br/Cl >900 ppm in other sources.
Solder Process Capability	Not applicable for solder process capability

Product Compliance Disclaimer

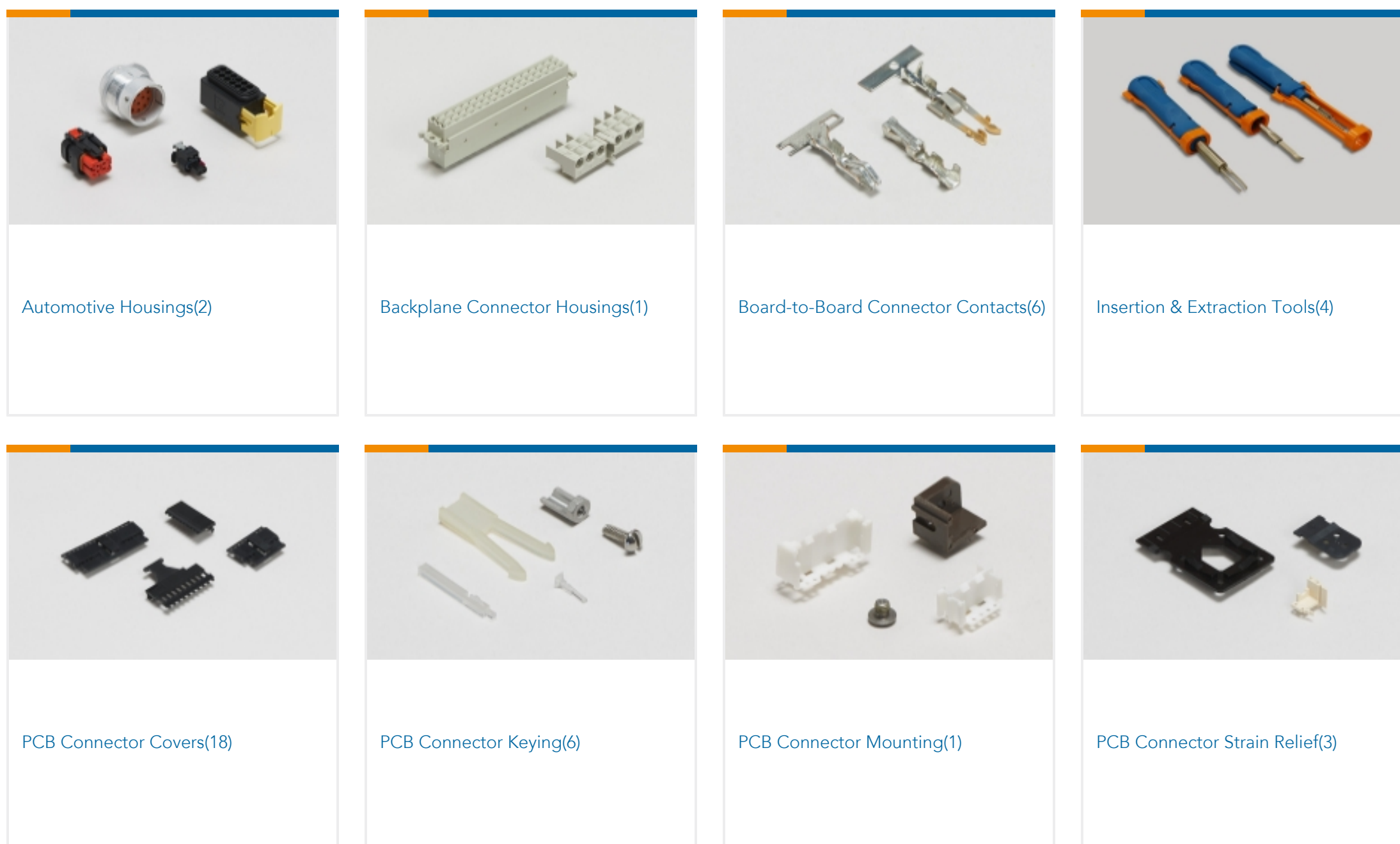
This information is provided based on reasonable inquiry of our suppliers and represents our current actual knowledge based on the information they provided. This information is subject to change. The part numbers that TE has identified as EU RoHS compliant have a maximum concentration of 0.1% by weight in homogenous materials for lead, hexavalent chromium, mercury, PBB, PBDE, DBP, BBP, DEHP, DIBP, and 0.01% for cadmium, or qualify for an exemption to these limits as defined in the Annexes of Directive 2011/65/EU (RoHS2). Finished electrical and electronic equipment products will be CE marked as required by Directive 2011/65/EU. Components may not be CE marked. Additionally, the part numbers that TE has identified as EU ELV compliant have a maximum concentration of 0.1% by weight in homogenous materials for lead, hexavalent chromium, and mercury, and 0.01% for cadmium, or qualify for an exemption to these limits as defined in the Annexes of Directive 2000/53/EC (ELV). Regarding the REACH Regulation, the information TE provides on SVHC in articles for this part number is based on the latest European Chemicals Agency (ECHA) 'Guidance on requirements for substances in articles' posted at this URL: <https://echa.europa.eu/guidance-documents/guidance-on-reach>

### Compatible Parts

 TE Part # 87666-2 MOD IV RECP PLTD 30 SEL	 TE Part # 6-87756-7 MOD IV REC STP INT'L SPEC REEL	 TE Part # 87756-6 MOD IV RECP PLTD SN	 TE Part # 87809-1 MOD V RECP PLTD 30 AU
 TE Part # 6-87756-2 MOD IV RECP PLTD 15 DPLX LF	 TE Part # 87309-9 MOD V RECP PLTD 30 AU	 TE Part # 87523-5 MOD IV RECP PLTD SN	 TE Part # 102548-5 MOD IV RECP PLTD 30 SEL




Also in the Series | AMPMODU IV/V






PCB Headers &amp; Receptacles(939)



PCB Latches, Locks &amp; Retainers(7)



Rectangular Connector Housings(5)



Standard Rectangular Connectors(8)

Wire-to-Board Connector Assemblies  
& Housings(467)Wire-to-Board Connector Contacts  
(326)

## Documents

### Product Drawings

09 MODIV HSG SR MRKD .100CL

English

### CAD Files

3D PDF

English

Customer View Model

ENG\_CVM\_1-87499-5\_T.2d\_dxf.zip

English

Customer View Model

ENG\_CVM\_1-87499-5\_T.3d\_igs.zip

English

Customer View Model

ENG\_CVM\_1-87499-5\_T.3d\_stp.zip

English

3D PDF

3D

Customer View Model

ENG\_CVM\_CVM\_1-87499-5\_AN.2d\_dxf.zip

English

Customer View Model

ENG\_CVM\_CVM\_1-87499-5\_AN.3d\_igs.zip

English

Customer View Model

ENG\_CVM\_CVM\_1-87499-5\_AN.3d\_stp.zip



English

By downloading the CAD file I accept and agree to the [Terms and Conditions](#) of use.

### Datasheets & Catalog Pages

[AMPMODU\\_INTERCONNECTION\\_SYSTEM\\_SECTION5\\_CONT](#)

English

### Product Specifications

[Application Specification](#)

English